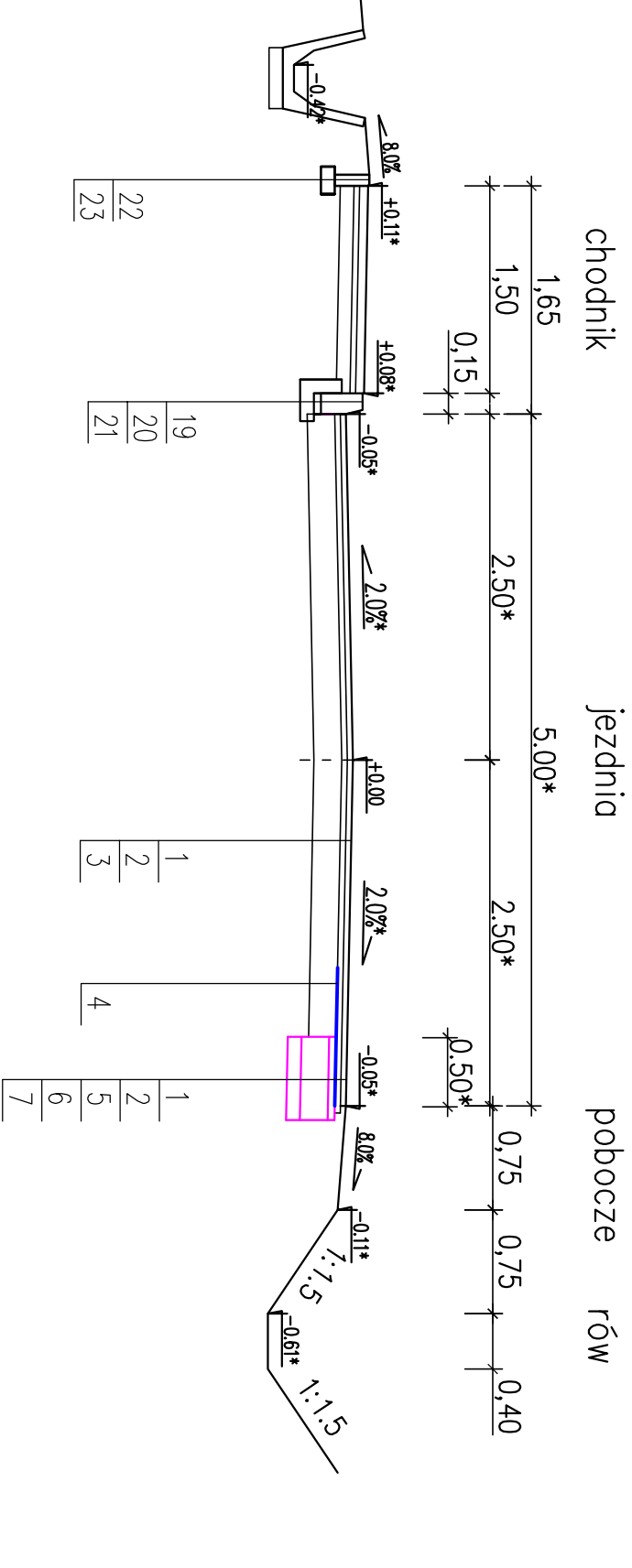
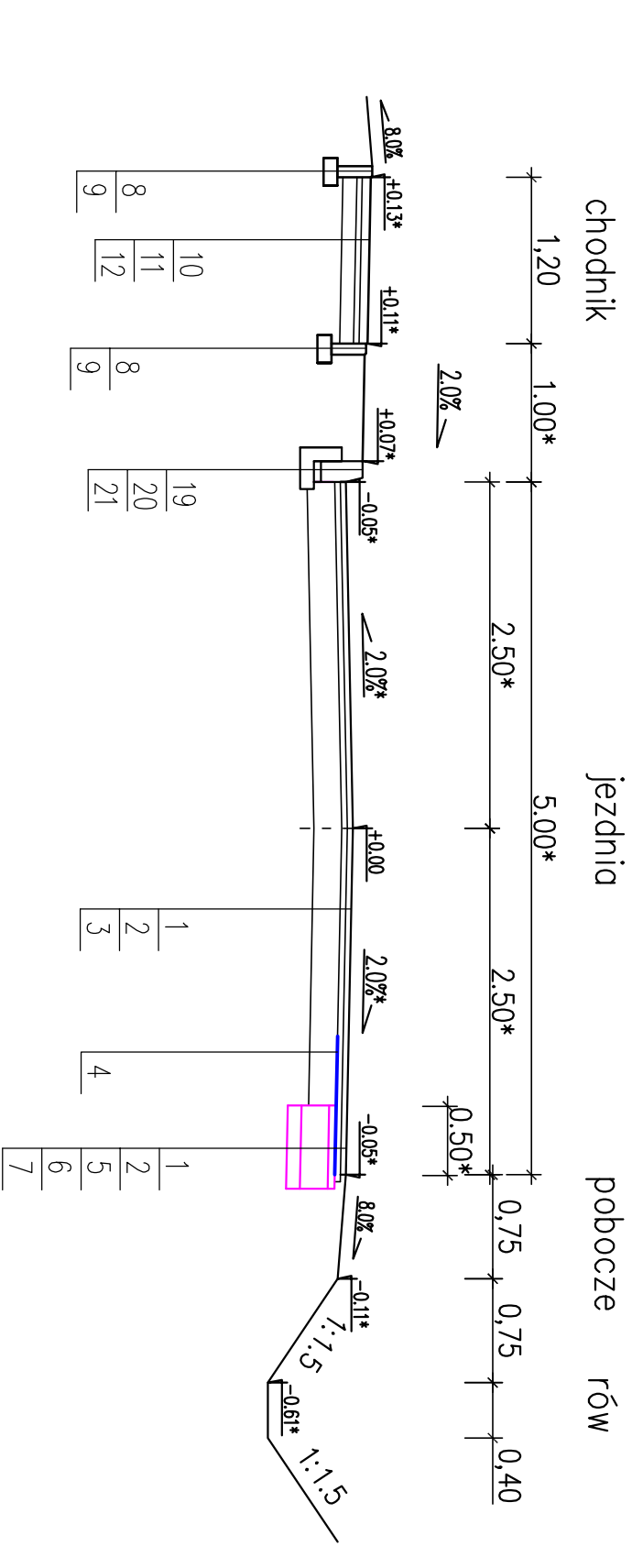


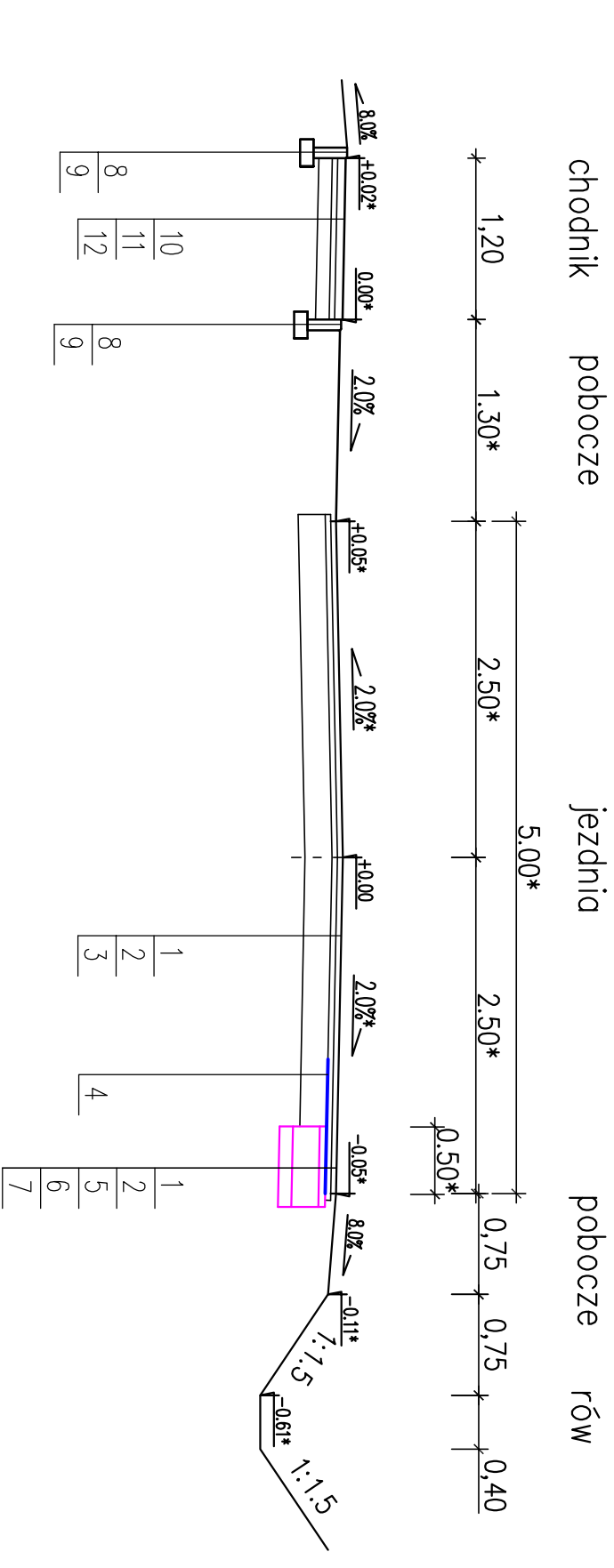
PRZEKRÓJ NORMALNY 3+682 – 3+722



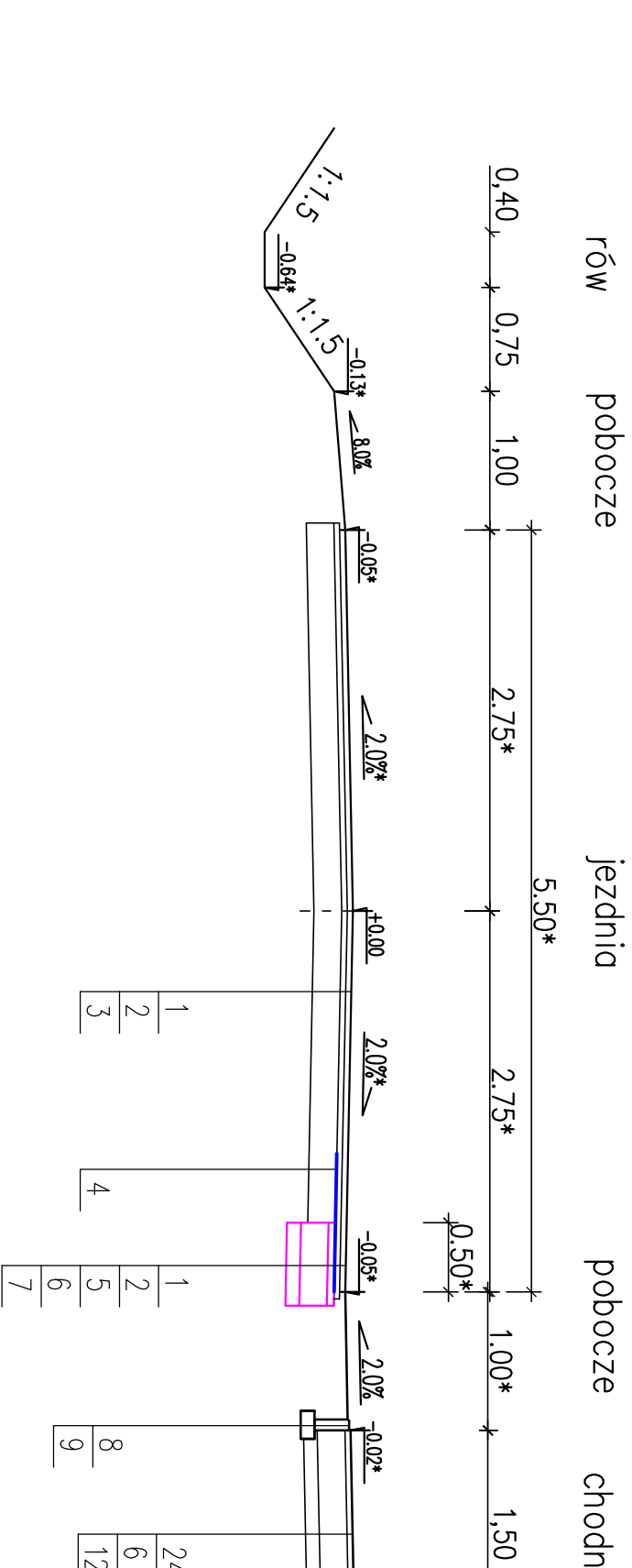
PRZEKRÓJ NORMALNY 3+770 – 3+838



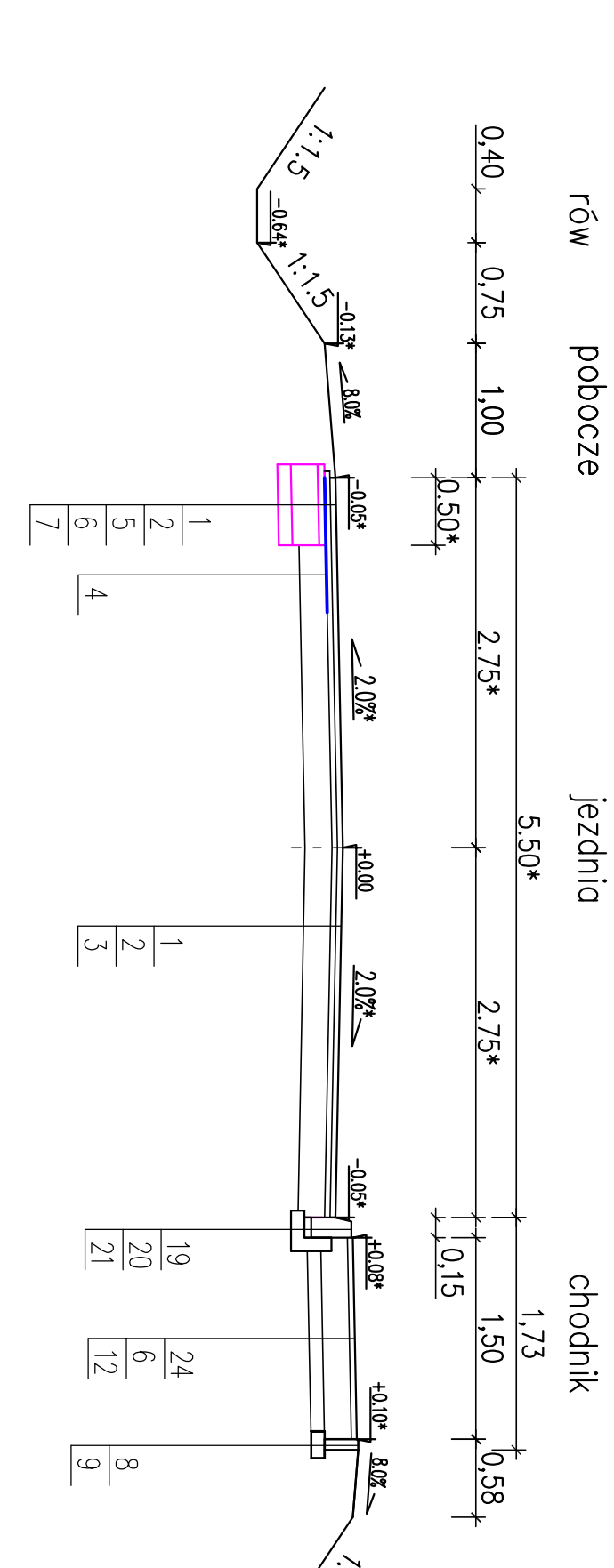
PRZEKRÓJ NORMALNY 3+915 – 3+950



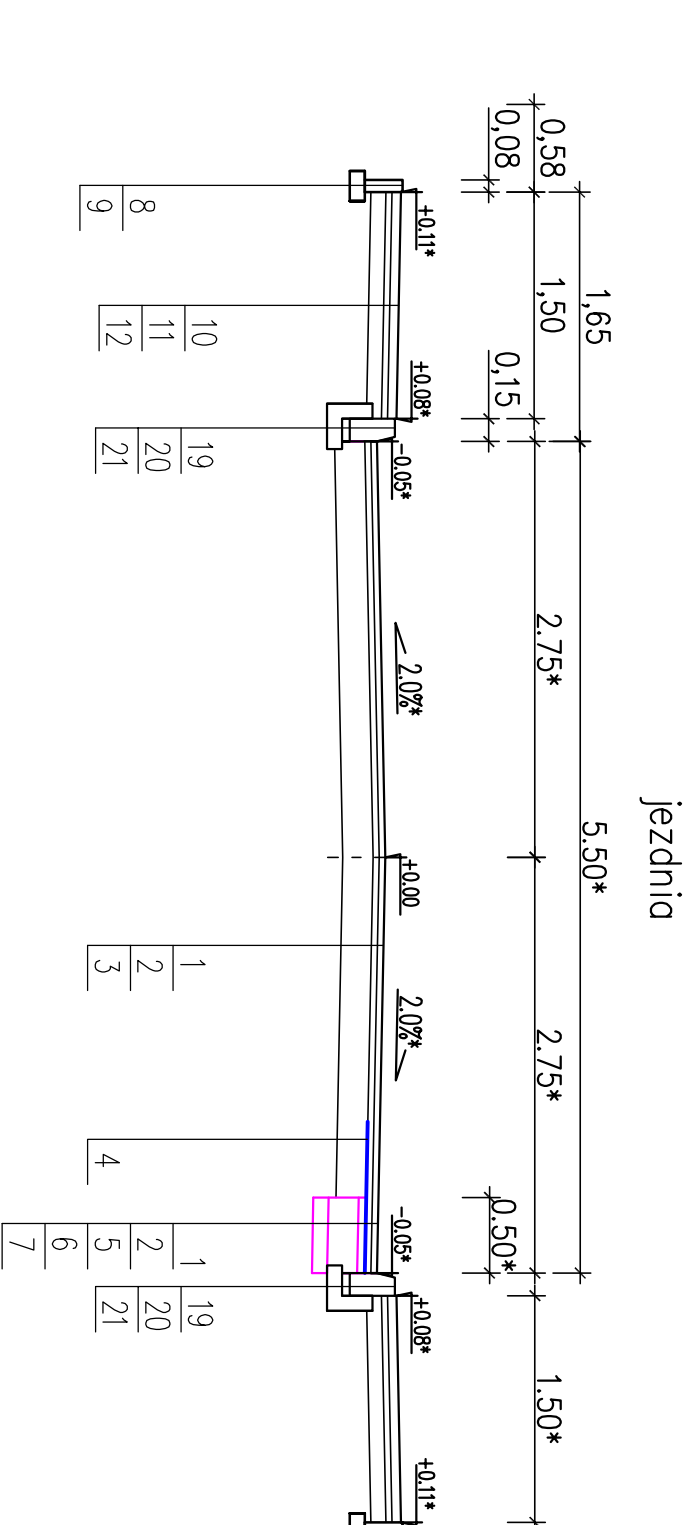
PRZEKRÓJ NORMALNY 8+743 – 8+850



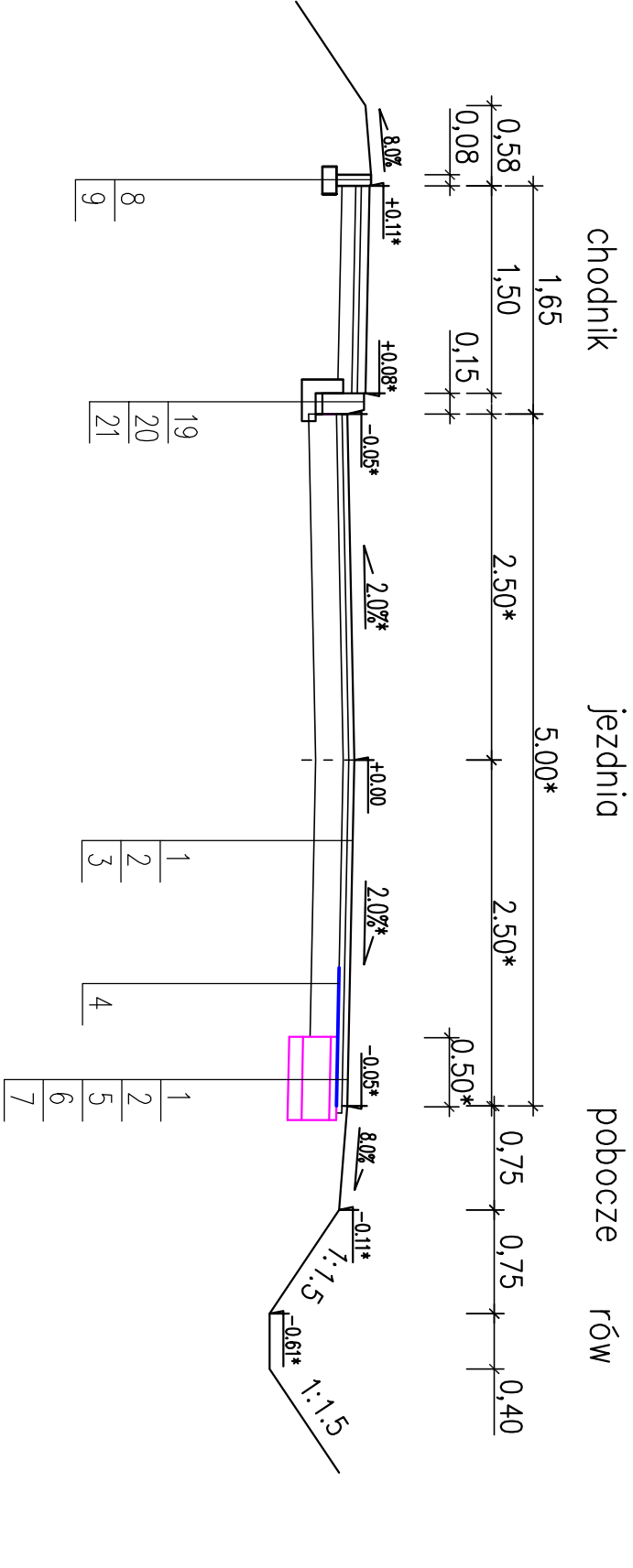
PRZEKRÓJ NORMALNY 8+910 – 9+150



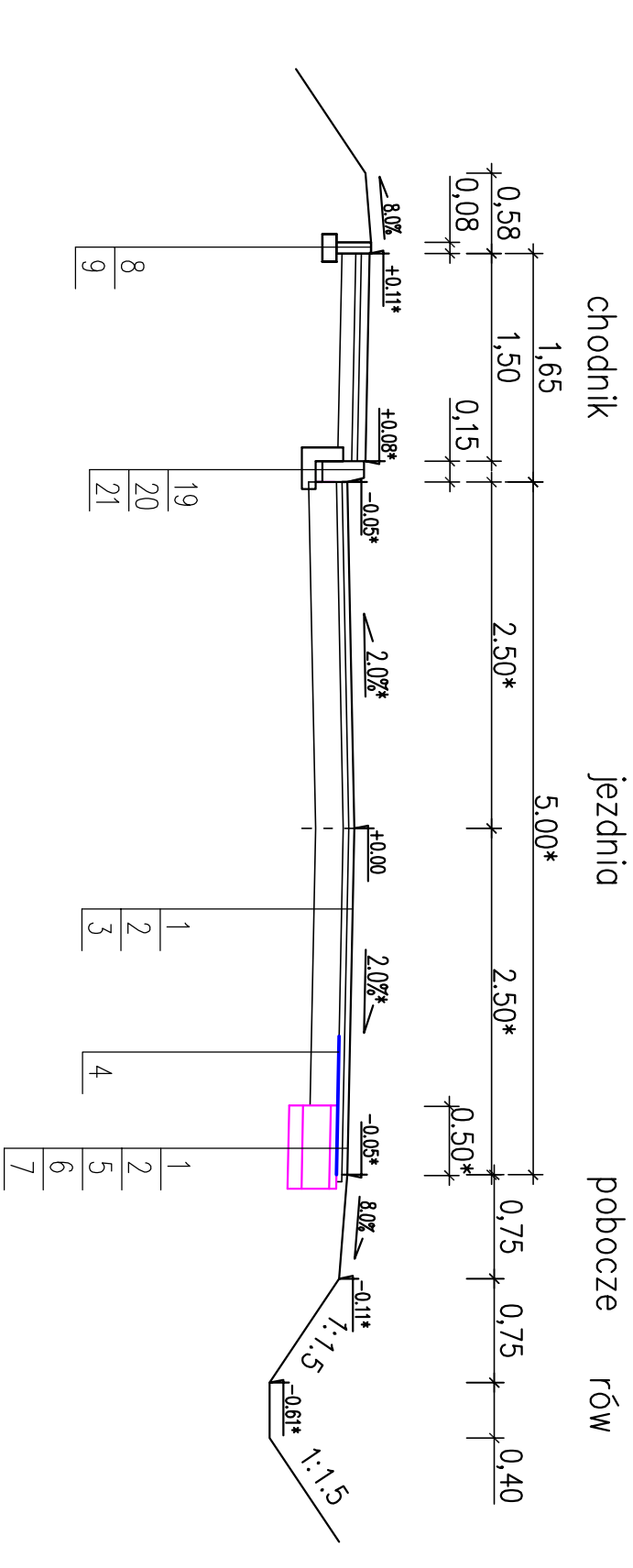
PRZEKRÓJ NORMALNY 9+500 – 9+957



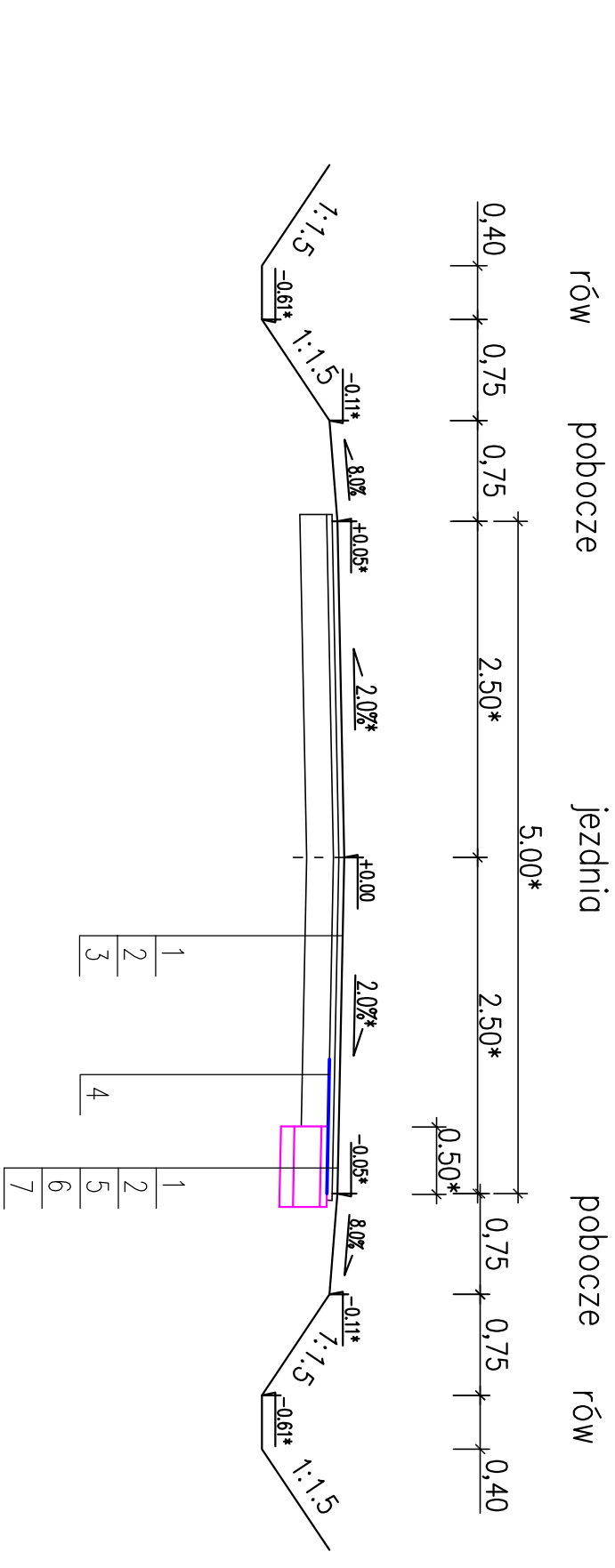
PRZEKRÓJ NORMALNY 3+722 – 3+770



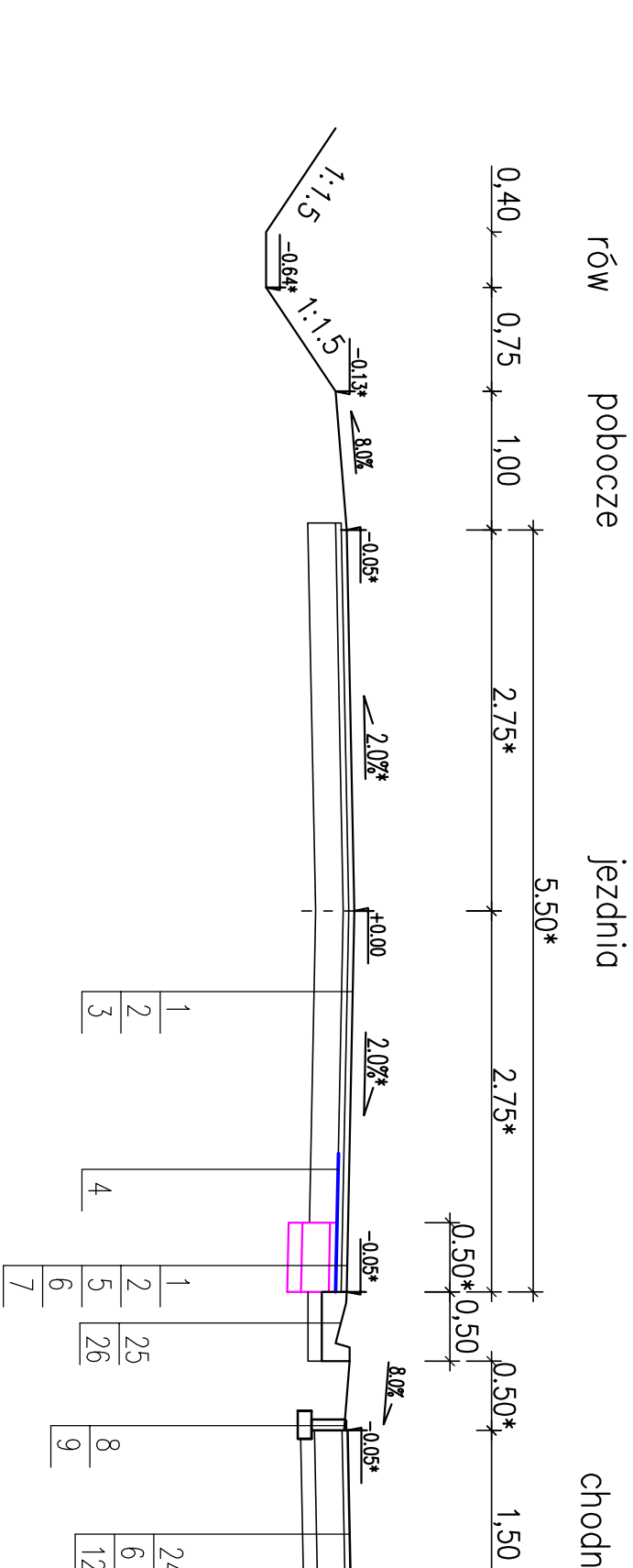
PRZEKRÓJ NORMALNY 3+838 – 3+915



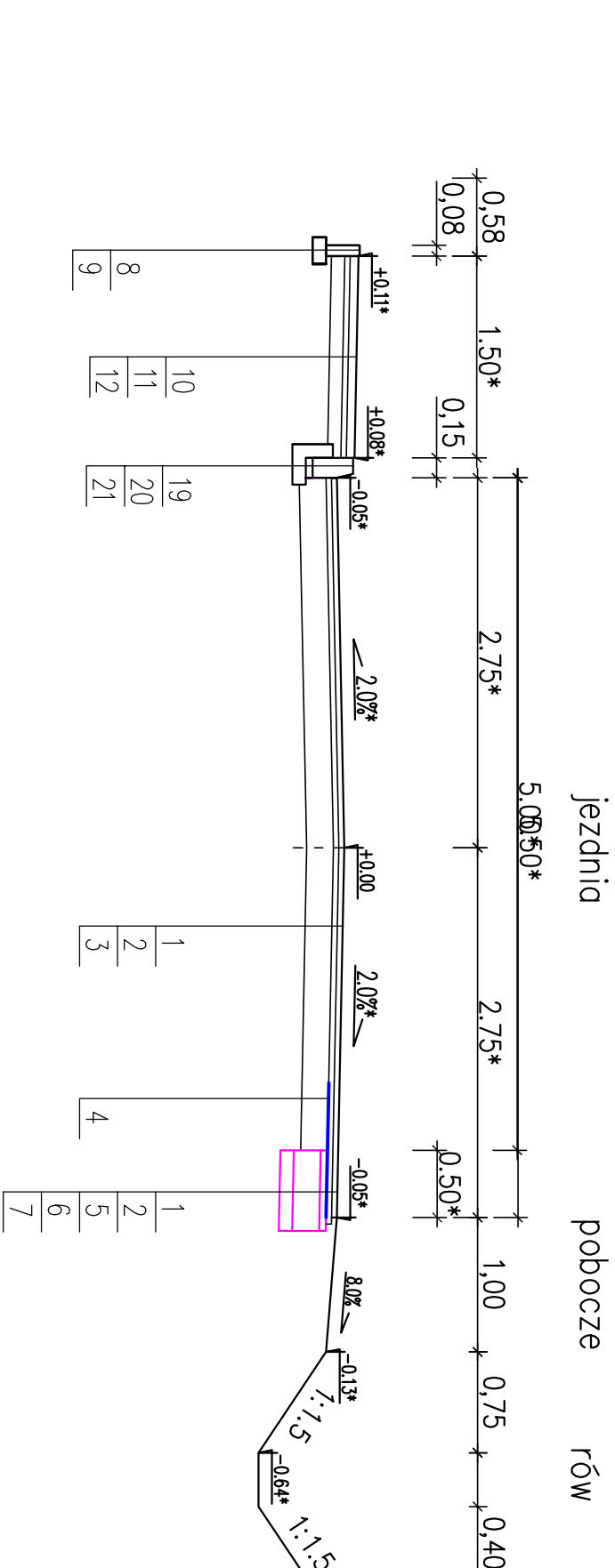
PRZEKRÓJ NORMALNY 3+950 – 8+743



PRZEKRÓJ NORMALNY 8+850 – 8+910



PRZEKRÓJ NORMALNY 9+150 – 9+500



Inwestor: Zarząd Drog Powiatowych		Wykonawca: JSTO "Gmina Janusz Liliutek"	
ul. Młyna 5, 83-100 Janusz Liliutek		ul. Młyna 5, 83-100 Janusz Liliutek	
Opis: Realizacja inwestycji w ciągu drogi powiatowej nr 1923, 1923a, 1923b, 1923c, 1923d, 1923e, 1923f, 1923g, 1923h, 1923i, 1923j, 1923k, 1923l, 1923m, 1923n, 1923o, 1923p, 1923q, 1923r, 1923s, 1923t, 1923u, 1923v, 1923w, 1923x, 1923y, 1923z, 1923aa, 1923ab, 1923ac, 1923ad, 1923ae, 1923af, 1923ag, 1923ah, 1923ai, 1923aj, 1923ak, 1923al, 1923am, 1923an, 1923ao, 1923ap, 1923aq, 1923ar, 1923as, 1923at, 1923au, 1923av, 1923aw, 1923ax, 1923ay, 1923az, 1923ba, 1923bb, 1923bc, 1923bd, 1923be, 1923bf, 1923bg, 1923bh, 1923bi, 1923bj, 1923bk, 1923bl, 1923bm, 1923bn, 1923bo, 1923bp, 1923bq, 1923br, 1923bs, 1923bt, 1923bu, 1923bv, 1923bw, 1923bx, 1923by, 1923bz, 1923ca, 1923cb, 1923cc, 1923cd, 1923ce, 1923cf, 1923cg, 1923ch, 1923ci, 1923cj, 1923ck, 1923cl, 1923cm, 1923cn, 1923co, 1923cp, 1923cq, 1923cr, 1923cs, 1923ct, 1923cu, 1923cv, 1923cw, 1923cx, 1923cy, 1923cz, 1923da, 1923db, 1923dc, 1923dd, 1923de, 1923df, 1923dg, 1923dh, 1923di, 1923dj, 1923dk, 1923dl, 1923dm, 1923dn, 1923do, 1923dp, 1923dq, 1923dr, 1923ds, 1923dt, 1923du, 1923dv, 1923dw, 1923dx, 1923dy, 1923dz, 1923ea, 1923eb, 1923ec, 1923ed, 1923ee, 1923ef, 1923eg, 1923eh, 1923ei, 1923ej, 1923ek, 1923el, 1923em, 1923en, 1923eo, 1923ep, 1923eq, 1923er, 1923es, 1923et, 1923eu, 1923ev, 1923ew, 1923ex, 1923ey, 1923ez, 1923fa, 1923fb, 1923fc, 1923fd, 1923fe, 1923ff, 1923fg, 1923fh, 1923fi, 1923fj, 1923fk, 1923fl, 1923fm, 1923fn, 1923fo, 1923fp, 1923fq, 1923fr, 1923fs, 1923ft, 1923fu, 1923fv, 1923fw, 1923fx, 1923fy, 1923fz, 1923ga, 1923gb, 1923gc, 1923gd, 1923ge, 1923gf, 1923gg, 1923gh, 1923gi, 1923gj, 1923gk, 1923gl, 1923gm, 1923gn, 1923go, 1923gp, 1923gq, 1923gr, 1923gs, 1923gt, 1923gu, 1923gv, 1923gw, 1923gx, 1923gy, 1923gz, 1923ha, 1923hb, 1923hc, 1923hd, 1923he, 1923hf, 1923hg, 1923hi, 1923hj, 1923hk, 1923hl, 1923hm, 1923hn, 1923ho, 1923hp, 1923hq, 1923hr, 1923hs, 1923ht, 1923hu, 1923hv, 1923hw, 1923hx, 1923hy, 1923hz, 1923ia, 1923ib, 1923ic, 1923id, 1923ie, 1923if, 1923ig, 1923ih, 1923ii, 1923ij, 1923ik, 1923il, 1923im, 1923in, 1923io, 1923ip, 1923iq, 1923ir, 1923is, 1923it, 1923iu, 1923iv, 1923iw, 1923ix, 1923iy, 1923iz, 1923ja, 1923jb, 1923jc, 1923jd, 1923je, 1923jf, 1923jg, 1923jh, 1923ji, 1923jj, 1923jk, 1923jl, 1923jm, 1923jn, 1923jo, 1923jp, 1923jq, 1923jr, 1923js, 1923jt, 1923ju, 1923jv, 1923jw, 1923jx, 1923jy, 1923jz, 1923ka, 1923kb, 1923kc, 1923kd, 1923ke, 1923kf, 1923kg, 1923kh, 1923ki, 1923kj, 1923kk, 1923kl, 1923km, 1923kn, 1923ko, 1923kp, 1923kq, 1923kr, 1923ks, 1923kt, 1923ku, 1923kv, 1923kw, 1923kx, 1923ky, 1923kz, 1923la, 1923lb, 1923lc, 1923ld, 1923le, 1923lf, 1923lg, 1923lh, 1923li, 1923lj, 1923lk, 1923ll, 1923lm, 1923ln, 1923lo, 1923lp, 1923lq, 1923lr, 1923ls, 1923lt, 1923lu, 1923lv, 1923lw, 1923lx, 1923ly, 1923lz, 1923ma, 1923mb, 1923mc, 1923md, 1923me, 1923mf, 1923mg, 1923mh, 1923mi, 1923mj, 1923mk, 1923ml, 1923mm, 1923mn, 1923mo, 1923mp, 1923mq, 1923mr, 1923ms, 1923mt, 1923mu, 1923mv, 1923mw, 1923mx, 1923my, 1923mz, 1923na, 1923nb, 1923nc, 1923nd, 1923ne, 1923nf, 1923ng, 1923nh, 1923ni, 1923nj, 1923nk, 1923nl, 1923nm, 1923nn, 1923no, 1923np, 1923nq, 1923nr, 1923ns, 1923nt, 1923nu, 1923nv, 1923nw, 1923nx, 1923ny, 1923nz, 1923oa, 1923ob, 1923oc, 1923od, 1923oe, 1923of, 1923og, 1923oh, 1923oi, 1923oj, 1923ok, 1923ol, 1923om, 1923on, 1923oo, 1923op, 1923oq, 1923or, 1923os, 1923ot, 1923ou, 1923ov, 1923ow, 1923ox, 1923oy, 1923oz, 1923pa, 1923pb, 1923pc, 1923pd, 1923pe, 1923pf, 1923pg, 1923ph, 1923pi, 1923pj, 1923pk, 1923pl, 1923pm, 1923pn, 1923po, 1923pp, 1923pq, 1923pr, 1923ps, 1923pt, 1923pu, 1923pv, 1923pw, 1923px, 1923py, 1923pz, 1923qa, 1923qb, 1923qc, 1923qd, 1923qe, 1923qf, 1923qg, 1923qh, 1923qi, 1923qj, 1923qk, 1923ql, 1923qm, 1923qn, 1923qo, 1923qp, 1923qq, 1923qr, 1923qs, 1923qt, 1923qu, 1923qv, 1923qw, 1923qx, 1923qy, 1923qz, 1923ra, 1923rb, 1923rc, 1923rd, 1923re, 1923rf, 1923rg, 1923rh, 1923ri, 1923rj, 1923rk, 1923rl, 1923rm, 1923rn, 1923ro, 1923rp, 1923rq, 1923rr, 1923rs, 1923rt, 1923ru, 1923rv, 1923rw, 1923rx, 1923ry, 1923rz, 1923sa, 1923sb, 1923sc, 1923sd, 1923se, 1923sf, 1923sg, 1923sh, 1923si, 1923sj, 1923sk, 1923sl, 1923sm, 1923sn, 1923so, 1923sp, 1923sq, 1923sr, 1923ss, 1923st, 1923su, 1923sv, 1923sw, 1923sx, 1923sy, 1923sz, 1923ta, 1923tb, 1923tc, 1923td, 1923te, 1923tf, 1923tg, 1923th, 1923ti, 1923tj, 1923tk, 1923tl, 1923tm, 1923tn, 1923to, 1923tp, 1923tq, 1923tr, 1923ts, 1923tt, 1923tu, 1923tv, 1923tw, 1923tx, 1923ty, 1923tz, 1923ua, 1923ub, 1923uc, 1923ud, 1923ue, 1923uf, 1923ug, 1923uh, 1923ui, 1923uj, 1923uk, 1923ul, 1923um, 1923un, 1923uo, 1923up, 1923uq, 1923ur, 1923us, 1923ut, 1923uu, 1923uv, 1923uw, 1923ux, 1923uy, 1923uz, 1923va, 1923vb, 1923vc, 1923vd, 1923ve, 1923vf, 1923vg, 1923vh, 1923vi, 1923vj, 1923vk, 1923vl, 1923vm, 1923vn, 1923vo, 1923vp, 1923vq, 1923vr, 1923vs, 1923vt, 1923vu, 1923vv, 1923vw, 1923vx, 1923vy, 1923vz, 1923wa, 1923wb, 1923wc, 1923wd, 1923we, 1923wf, 1923wg, 1923wh, 1923wi, 1923wj, 1923wk, 1923wl, 1923wm, 1923wn, 1923wo, 1923wp, 1923wq, 1923wr, 1923ws, 1923wt, 1923wu, 1923wv, 1923ww, 1923wx, 1923wy, 1923wz, 1923xa, 1923xb, 1923xc, 1923xd, 1923xe, 1923xf, 1923xg, 1923xh, 1923xi, 1923xj, 1923xk, 1923xl, 1923xm, 1923xn, 1923xo, 1923xp, 1923xq, 1923xr, 1923xs, 1923xt, 1923xu, 1923xv, 1923xw, 1923xx, 1923xy, 1923xz, 1923ya, 1923yb, 1923yc, 1923yd, 1923ye, 1923yf, 1923yg, 1923yh, 1923yi, 1923yj, 1923yk, 1923yl, 1923ym, 1923yn, 1923yo, 1923yp, 1923yq, 1923yr, 1923ys, 1923yt, 1923yu, 1923yv, 1923yw, 1923yx, 1923yy, 1923yz, 1923za, 1923zb, 1923zc, 1923zd, 1923ze, 1923zf, 1923zg, 1923zh, 1923zi, 1923zj, 1923zk, 1923zl, 1923zm, 1923zn, 1923zo, 1923zp, 1923zq, 1923zr, 1923zs, 1923zt, 1923zu, 1923zv, 1923zw, 1923zx, 1923zy, 1923zz		Wp: 2.2	
Skala: 1:50		Data: 07.2018	
Projektant: mgr inż. Janusz Liliutek		Wykonawca: JSTO "Gmina Janusz Liliutek"	
Wzrost: 1.80m		Wzrost: 1.80m	
Materiał: Beton		Materiał: Beton	
Przebieg normalny		Przebieg normalny	
Długość: 100m		Długość: 100m	